


# Roll-Out Shelf Rack

loading by crane

**BARTELS**



## Loading lengthy goods in narrow spaces!

Gain more space in narrow warehouses

Shelf 100% extractable

Roll in and roll out of shelf arms made narrow aisles possible

Quick and direct access

Safe because of flexible loading by means of a crane system

High load capacity

Excess lengths are no problem



***Non-standard performances are standard for us***

# Roll-Out Shelf Rack

up to 2,600 kg per work arm

**BARTELS**



## Design

Specially torsion-free and rigid construction. All moving parts are mounted on roller bearings. The individual structures (two control masts and two rack structures) are completely welded and assembled units. Being cross-toothed, the driveshaft has a non-slip surface providing a good grip in order to ensure controlled rotary and roll off movements of the pushing arm even under load. Color: Structure blue RAL 5012, Roll-out arms red RAL 2002. Special varnishing is also possible.

## Principle

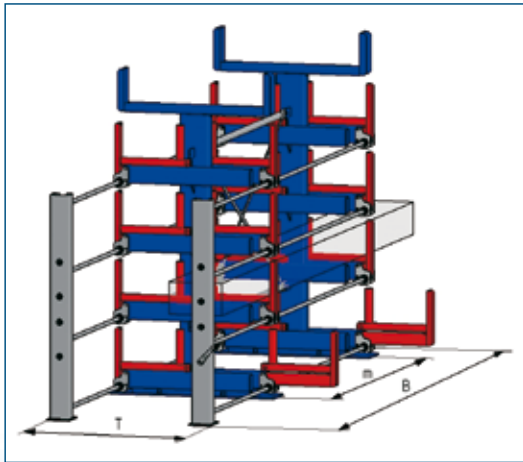
A crank turning a spindle rolls out each rack arm. Rolling out is carried out in a controlled manner and is limited by the depth of the arm. The ratio of spindle shaft to crank rotation is 2.36 : 1.

With a full load of 5,000 kg, an initial crank force of approx. 15 kg may be required; once in motion, only little force is needed.

Each rack unit consists of at least two base structures, longitudinal binders and control mast for each rack side. Depending on the type of lengthy goods, several base structures can be implemented for each rack at a customer-specific spacing.

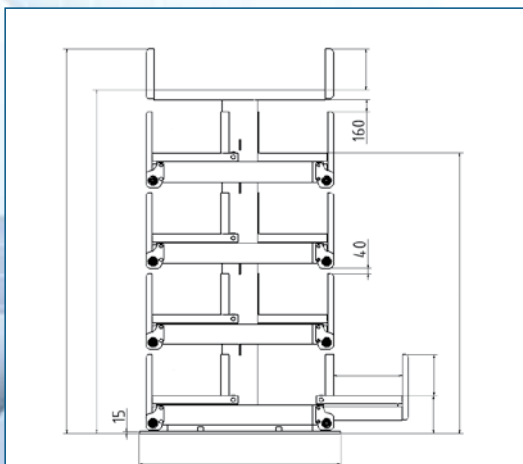
Storing the goods on very high shelves is possible with the help of e.g. platform ladders or lifts.

Residual lengths can be stacked with supporting pallet or shelf arm spacing is set as required.



## Rack examples

|                                     |           |         |         |
|-------------------------------------|-----------|---------|---------|
| Load capacity per shelf arm         | kg        | 1600    | 2600    |
| Load capacity per rack              | kg        | 3200    | 5200    |
| Shelf dim.: usable depth (standard) | mm        | 500     | 500     |
| usable height                       | mm        | 300     | 300     |
| Shelf levels (incl. roof shelf)     | Stück     | 2 x 5   | 2 x 5   |
| Overall rack length                 | mm        | 5287    | 5327    |
| Rack width (-depth)                 | mm        | 1409    | 1469    |
| Rack height (overall)               | mm        | 2641    | 2813    |
| Height: 1st shelf (above floor)     | mm        | 253     | 276     |
| Upper level (height above floor)    | mm        | 1882    | 2052    |
| Roof shelf (height above floor)     | mm        | 2341    | 2513    |
| Distance between rack structures    | mm        | 3000    | 3000    |
| Material length                     | mm        | 6000    | 6000    |
|                                     | Order-No. | 126.052 | 126.051 |
| Safety flaps for crank journals     | Order-No. | 126.066 |         |



**Other capacities and measures are possible - please request!**

